


Data sheet | Item number: 289-456

Interface module; with D-subminiature female connector; 15-pole; for mating connectors with solder connection; Vertical mounting



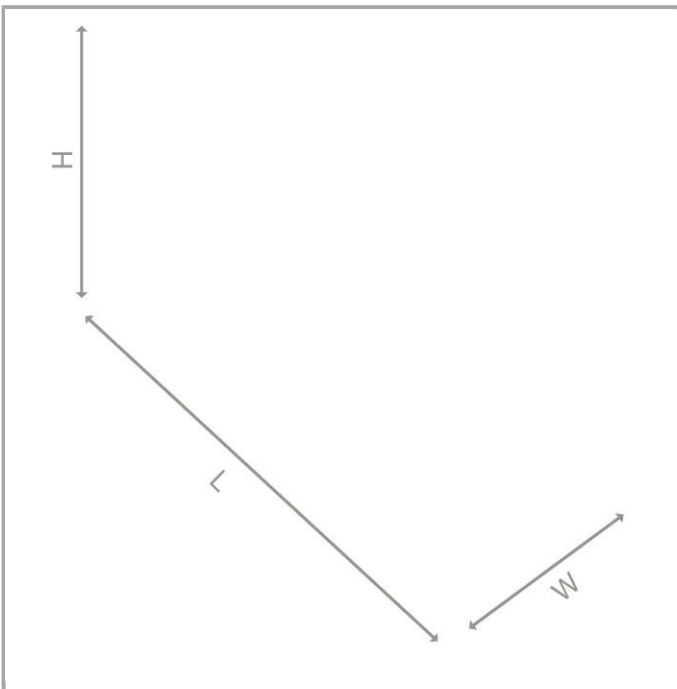
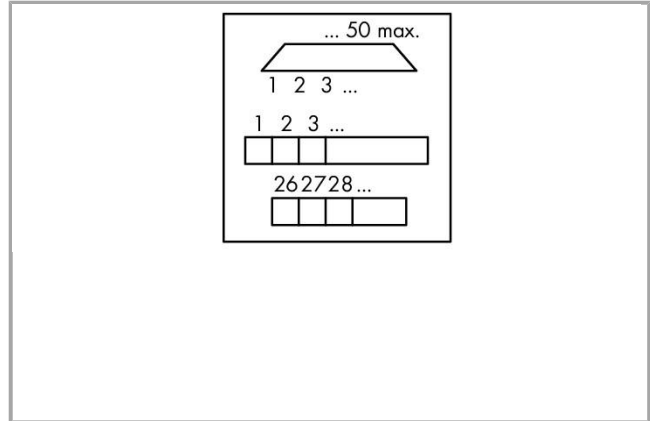
289-456



RoHS  Compliant

[BOMcheck.net](https://www.bomcheck.net)

Similar to picture



## Data

### Electrical data

Operating voltage	≤ AC 30 V; ≤ DC 50 V
Nominal current	1 A
Contact resistance (max.)	30 mΩ

### Safety and protection:

Rated voltage	50 V
Rated impulse voltage	0.8 kV
Pollution degree	2
Protection class	IP00*
Note on protection class	* Notice! Live conductors! Protection against direct contact must be provided by the equipment builder, e.g., using a WAGO 709 Series cover (see Accessories) or a similar cover. The installation requirements for the particular application must be observed.

### Connection data

No. of poles	15
Connection type (1)	System
No. of poles 1	15
Pluggable connector	D-subminiature; female connector
For mating connectors	With solder connection
Mating direction	Vertical
Pull relief	Stud bolts UNC 4-40
Connection type (2)	Field
No. of poles 2	15
Design 2	PCB terminal blocks, 2-row
Connection technology 2	CAGE CLAMP®
WAGO terminal 2	WAGO 236 Series
Solid conductor (2)	0.08 ... 2.5 mm <sup>2</sup> / 28 ... 12 AWG
Strip length (2)	5 ... 6 mm / 0.2 ... 0.24 inch
Note (conductor cross-section)	12 AWG: THHN, THWN
Performance level	2 / 200 mating cycles

### Geometrical Data

Width	53.5 mm / 2.106 inch
Height from upper-edge of DIN-35 rail	19 mm / 0.748 inch
Depth	63.5 mm / 2.5 inch

## Mechanical data

Type of mounting	DIN-35 rail
Housing design	PCB with mounting feet

## Material Data

Contact material (pluggable connector)	Au over Ni
Fire load	0 MJ
Weight	37.1 g

## Environmental Requirements

Surrounding air (operating) temperature	-20 ... 50 °C
Surrounding air (storage) temperature	-40 ... 70 °C
Relative humidity	≤ 85% (non condensing)

## Commercial data

Product Group	6 (Interface Electronics)
Country of origin	DE
GTIN	4045454417819
Customs Tariff No.	85369010000

## Compatible products

### tools



**Item no.: 210-720**  
Operating tool with partially insulated shaft; Type 2, blade (3.5 x 0.5) mm

210-720

### assembling



**Item no.: 709-153**  
Cover; Type 1; suitable for cover carrier, type 1; 1 m long

709-153



**Item no.: 709-167**  
Cover carrier; Type 1; incl. fixing/retaining screws and knurled nut; suitable for 279 to 282 and 880 Series rail-mounted terminal blocks; suitable for 264 Series miniature rail-mounted terminal blocks; suitable for 270 Series sensor and actuator terminal blocks

709-167

## Downloads

### Documentation

#### Additional Information

Disposal; Electrical and electronic equipment, Packaging

V 1.0.0

pdf  
265.8 kB

Download



## CAD/CAE - Smart Data

### CAD data

3D Download 289-456

URL

Download

---

Subject to changes.

---